



Community Link Program

Public Affairs Program • Maxwell School of Citizenship and Public Affairs • Syracuse University

YOUTH HOUSING NEEDS REPORT

A Study Conducted for the Housing and Homelessness Coalition of Central New York
By Fantasia Sherman
April 2020

Youth Housing Needs Survey
Housing and Homeless Coalition of Central New York (HHCCNY)
By Fantasia Sherman
April 2020

EXECUTIVE SUMMARY

Introduction: This study reports the results of a survey designed to analyze data about young adult housing information and feedback on current systems of regional housing services. The study will be presented to the Housing and Homeless Coalition of Central New York. The report will be used to assess current housing situations of young adults in Central New York and their feelings of life skills and habits conducive to living independently in order to develop policies aimed at improving the current services offered.

Methods: The data were collected through a survey distributed to different agencies that assist with homelessness in the CNY area. The agencies handed out physical surveys or distributed online survey links to clients of emergency shelters, rapid rehousing, and permanent supportive housing who were between the ages of 18 to 24. From the total population of about 150 homeless young adults in the CNY area, about 100 surveys were distributed, and 29 responses were collected (a 29% response rate), with which this report was generated.

Findings:

1. 59% of respondents reported they used The Salvation Army Youth Services or the ACR Health Q Center programs. (n=29)
2. 54% of respondents identify as female. (n=28)
3. 66% of respondents identify as heterosexual. (n=29)
4. 90% of respondents reported they reside in Onondaga County. (n=29)
5. 58% of respondents identify as Black or African American. (n=26)
6. 96% of respondents identify as Non-Hispanic. (n=26)
7. 62% of respondents reported they are currently living in a shelter or transitional program. (n=29)
8. 52% of respondents reported they have been living in their current living situation for three months or longer. (n=29)
9. 55% of respondents reported they have never leased an apartment or rented a room. (n=29)
10. 60% of respondents reported they feel as though they could afford an apartment. (n=25)

11. 54% of respondents said they could afford over \$300 in rent per month. (n=22)
12. 63% of respondents reported they would feel “Very Comfortable” paying rent. (n=27)
13. 52% of respondents reported they would feel “Very Comfortable” paying utility bills. (n=27)
14. 93% of respondents said they are “Very Comfortable” with providing their own meals. (n=27)
15. 89% of respondents said they are “Very Comfortable” with maintaining a clean and hygienic living space. (n=27)
16. 70% of respondents said they feel “Very Comfortable” advocating for themselves with a landlord or roommate. (n=27)
17. 81% of respondents reported they feel “Very Comfortable” taking care of their own physical needs. (n=27)
18. 70% of respondents reported they feel “Very Comfortable” taking care of their own mental health needs. (n=27)
19. 63% of respondents reported they are “Very Comfortable” with finding a job. (n=27)
20. 70% of respondents reported they are “Very Comfortable” with maintaining a job. (n=27)
21. 74% of respondents reported they feel “Very Comfortable” with their knowledge of what to do about medical issues. (n=27)
22. 56% of respondents said they are “Very Comfortable” with their knowledge of community resources. (n=27)

INTRODUCTION

The organization for which this report was generated is the Housing and Homeless Coalition of Central New York, which is a local branch of United Way. The Housing and Homeless Coalition of Central New York works to address homelessness and housing insecurity in the region brought on by poverty or economic instability. Specifically, their mission is “to assess community needs and to develop a comprehensive community strategy to reduce, prevent and ultimately end homelessness and housing vulnerability in our community.” This report will analyze the “gaps and needs” of homeless or housing insecure young adults. It will receive and analyze their satisfaction with services provided, specifically how these services have prepared them with skills necessary for independent living, which directly goes along with their mission and goals as they are trying to assess the community’s needs and enhance their strategies for ending homelessness. This research will benefit the United Way and the Housing and Homeless Coalition specifically as they will know what to address and fix in their current processes, and they can improve some of their services moving forward to better and more effectively respond to youth and young adult homelessness and adequately prepare young adults for independent living.

METHODS

How Data Were Collected

Instrument Design: The survey used in this designed was created by Fred Hintz and colleagues at the Housing and Homeless Coalition of Central New York in January 2020. The survey was created using Survey Monkey, an online survey generator.

Data Collection Method: The survey link was emailed by Fred Hintz, Data Analyst at the Housing and Homeless Coalition, to 7 partner agencies in the Central New York area on February 19th, 2020. The agencies then distributed the survey to youth who have used their services recently. The participants had approximately 2 weeks to complete the survey, and it was officially closed on March 6th, 2020.

Target Population and Sample: The target population of this study is the entire population of homeless youth in the Central New York area, which is about 2000-5000 individuals under the age of 18. The sample is 29 teenagers or young adults who have experienced homelessness or housing insecurity and responded to the survey. The sample represents less than 1% of the target population.

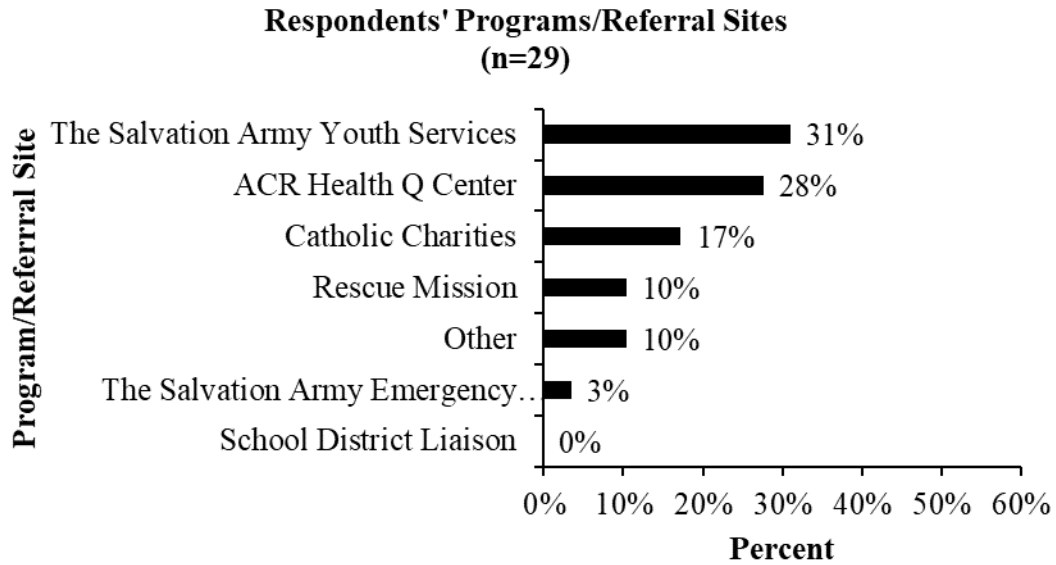
Quality of the Data

Representativeness: The sample population may not be a completely accurate representation of the target population, as the sample population does not include the entirety of the target population. There are some demographic categories which are overrepresented and some which are underrepresented, as the data collected on the sample population does not perfectly reflect the target population of homeless young adults in the Central New York area.

Accuracy: Due to the nature of the survey, the research may not be completely accurate. The accuracy of the research cannot be analyzed quantitatively. The survey was not anonymous, which means that people may not have been completely honest when answering due to fear or judgement. The questions were all worded clearly which limited confusion. The data from the surveys was exported directly from Survey Monkey, which enhanced accuracy as there were no human errors from copying the data manually. These components ideally improved the accuracy of the survey, though there is no way to be sure as none of these characteristics can be empirically measured.

FINDINGS

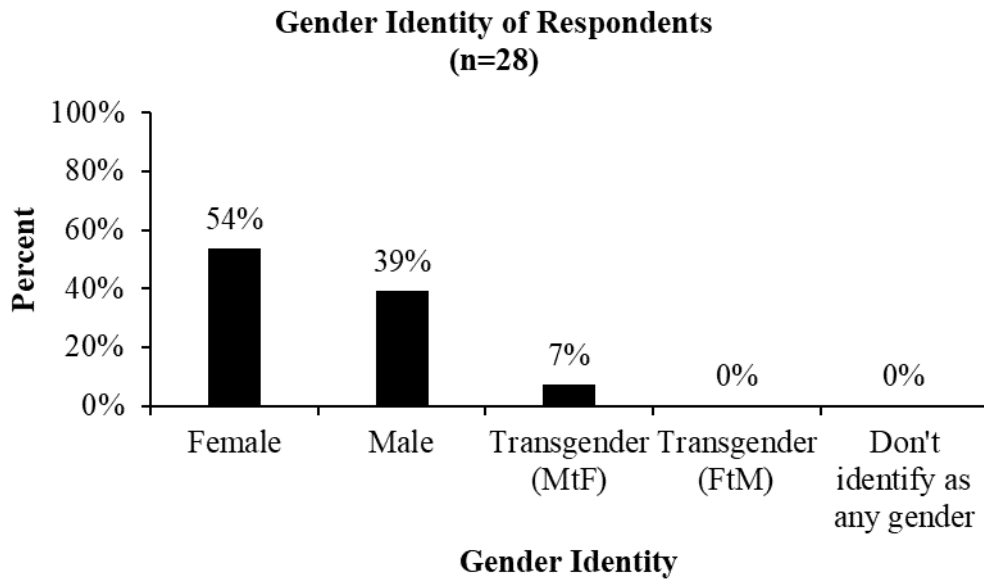
1. 59% of respondents reported they used The Salvation Army Youth Services or the ACR Health Q Center programs. (n=29)



Source: Data collected for the Housing and Homeless Coalition of Central New York by Fantasia Sherman, Community Link Project, Syracuse University, April 2020.

Comment: Bars do not add up to 100% due to rounding.

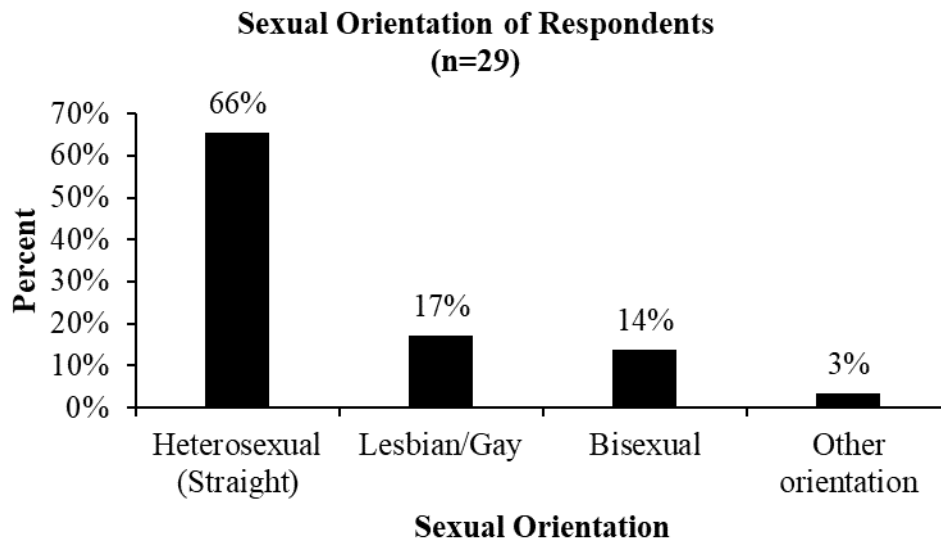
2. 54% of respondents identify as female. (n=28)



Source: Data collected for the Housing and Homeless Coalition of Central New York by Fantasia Sherman, Community Link Project, Syracuse University, April 2020.

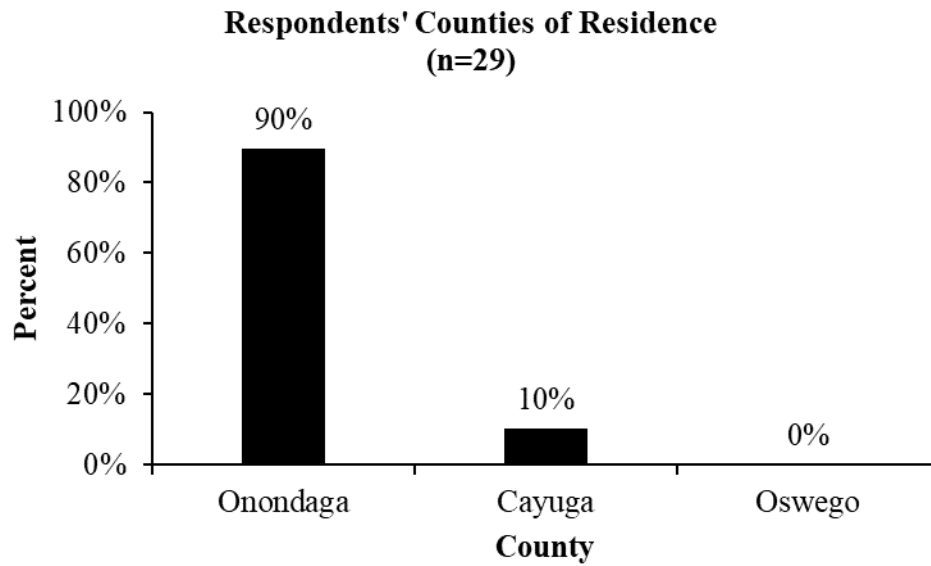
Comment: One respondent did not answer the question.

3. 66% of respondents identify as heterosexual. (n=29)



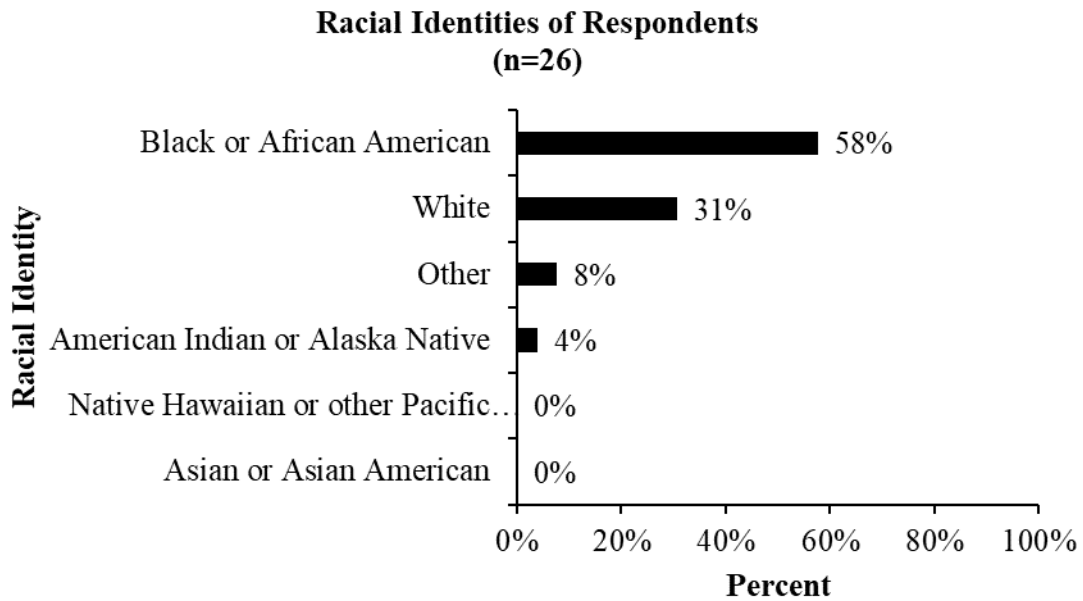
Source: Data collected for the Housing and Homeless Coalition of Central New York by Fantasia Sherman, Community Link Project, Syracuse University, April 2020.

4. 90% of respondents reported they reside in Onondaga County. (n=29)



Source: Data collected for the Housing and Homeless Coalition of Central New York by Fantasia Sherman, Community Link Project, Syracuse University, April 2020.

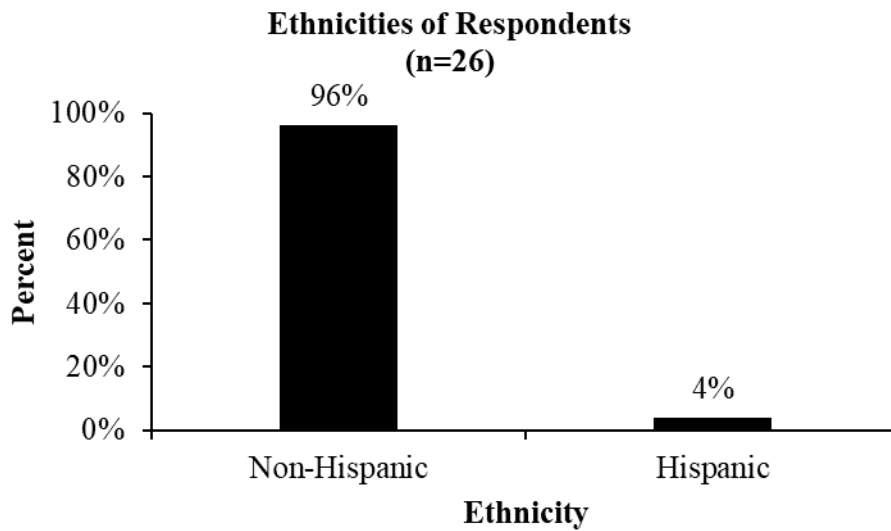
5. 58% of respondents identify as Black or African American. (n=26)



Source: Data collected for the Housing and Homeless Coalition of Central New York by Fantasia Sherman, Community Link Project, Syracuse University, April 2020.

Comment: Three respondents did not answer the question. The graph bars add to slightly over 100% due to rounding.

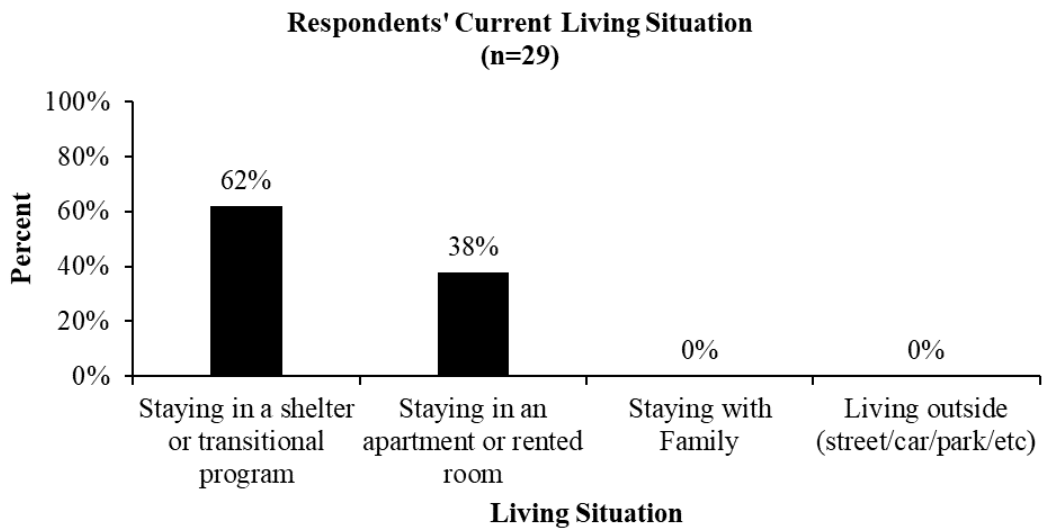
6. 96% of respondents identify as Non-Hispanic. (n=26)



Source: Data collected for the Housing and Homeless Coalition of Central New York by Fantasia Sherman, Community Link Project, Syracuse University, April 2020.

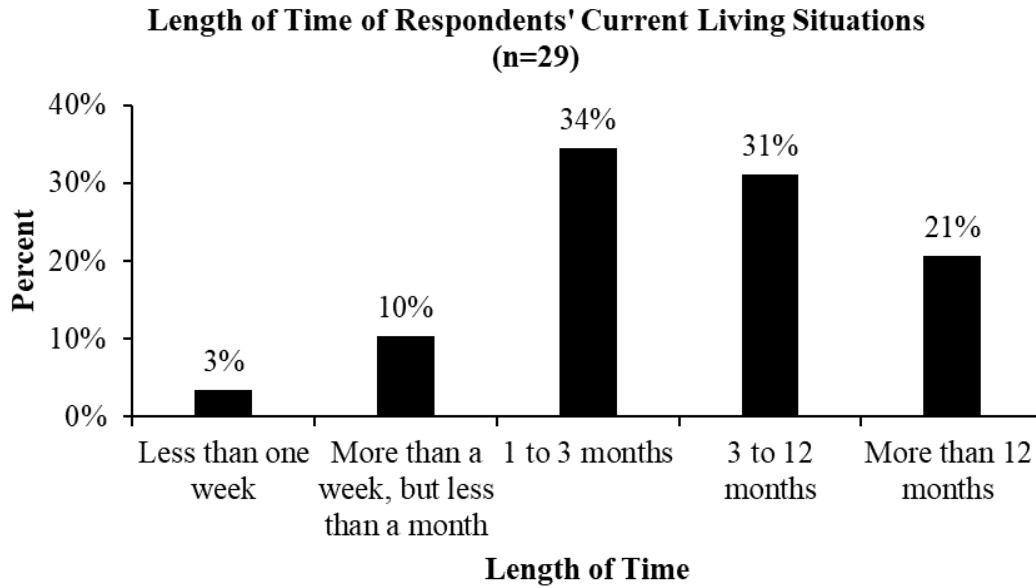
Comment: Three respondents did not answer the question.

7. 62% of respondents reported they are currently living in a shelter or transitional program. (n=29)



Source: Data collected for the Housing and Homeless Coalition of Central New York by Fantasia Sherman, Community Link Project, Syracuse University, April 2020.

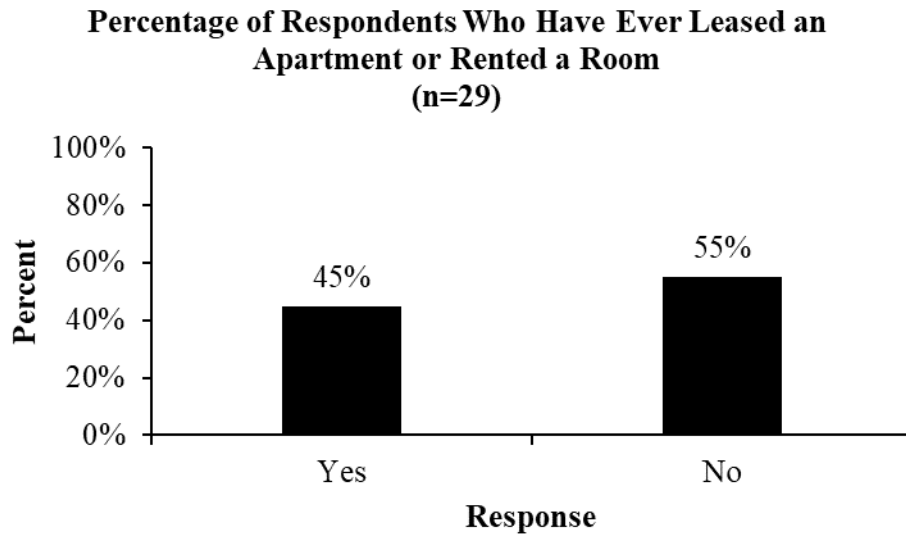
8. 52% of respondents reported they have been living in their current living situation for three months or longer. (n=29)



Source: Data collected for the Housing and Homeless Coalition of Central New York by Fantasia Sherman, Community Link Project, Syracuse University, April 2020.

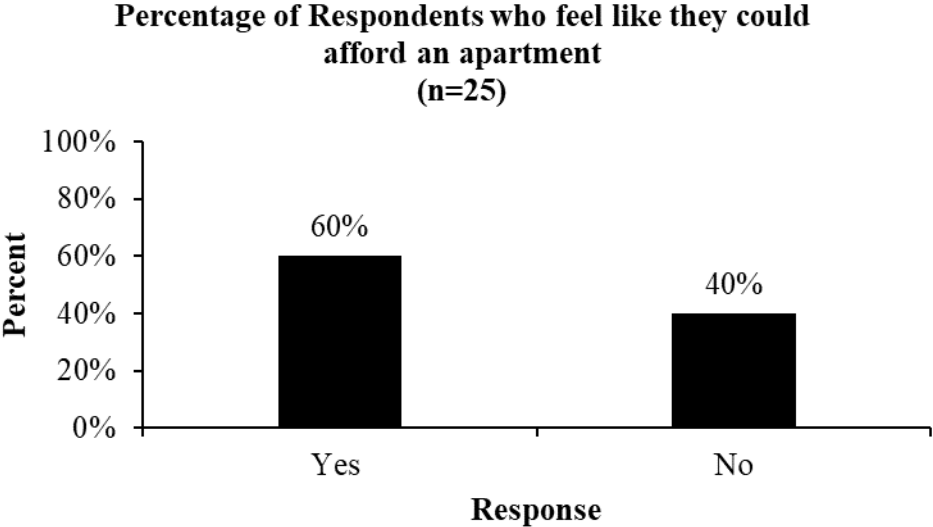
Comment: The bars do not add up to 100% due to rounding.

9. 55% of respondents reported they have never leased an apartment or rented a room. (n=29)



Source: Data collected for the Housing and Homeless Coalition of Central New York by Fantasia Sherman, Community Link Project, Syracuse University, April 2020.

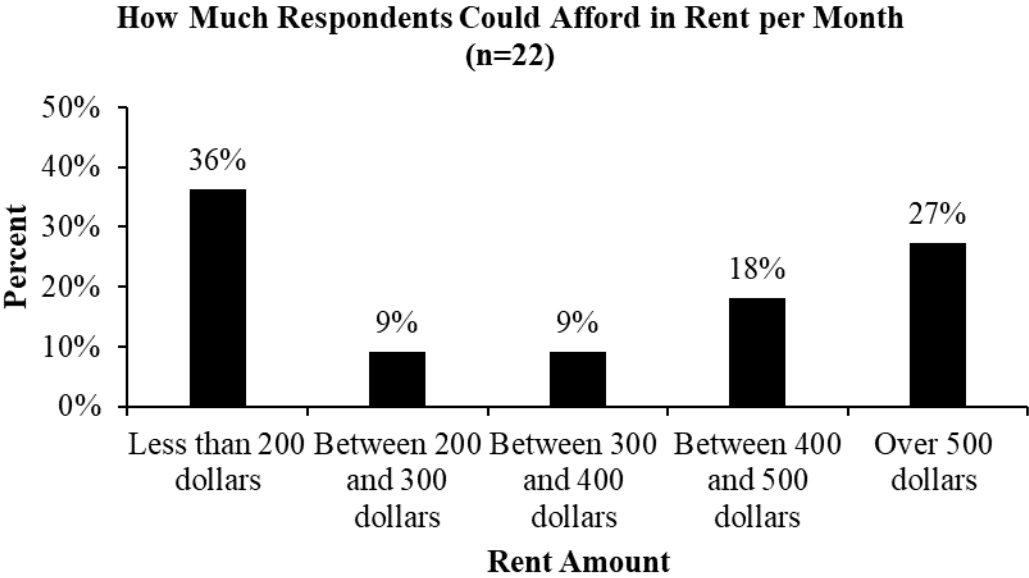
10. 60% of respondents reported they feel as though they could afford an apartment. (n=25)



Source: Data collected for the Housing and Homeless Coalition of Central New York by Fantasia Sherman, Community Link Project, Syracuse University, April 2020.

Comment: Four respondents did not answer the question.

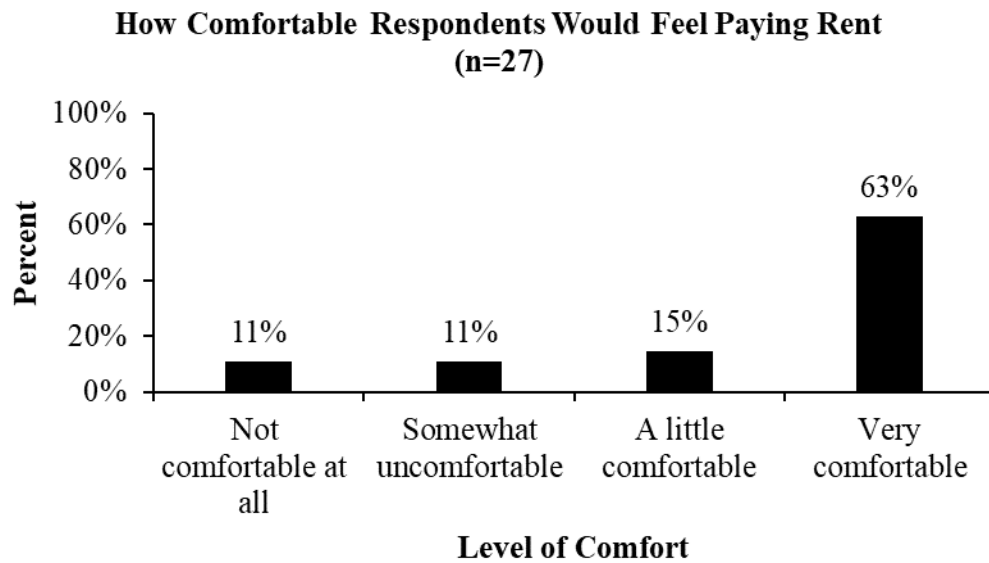
11. 54% of respondents reported they could afford over \$300 in rent per month. (n=22)



Source: Data collected for the Housing and Homeless Coalition of Central New York by Fantasia Sherman, Community Link Project, Syracuse University, April 2020.

Comment: Seven respondents did not answer the question. The graph bars do not add up to 100% due to rounding.

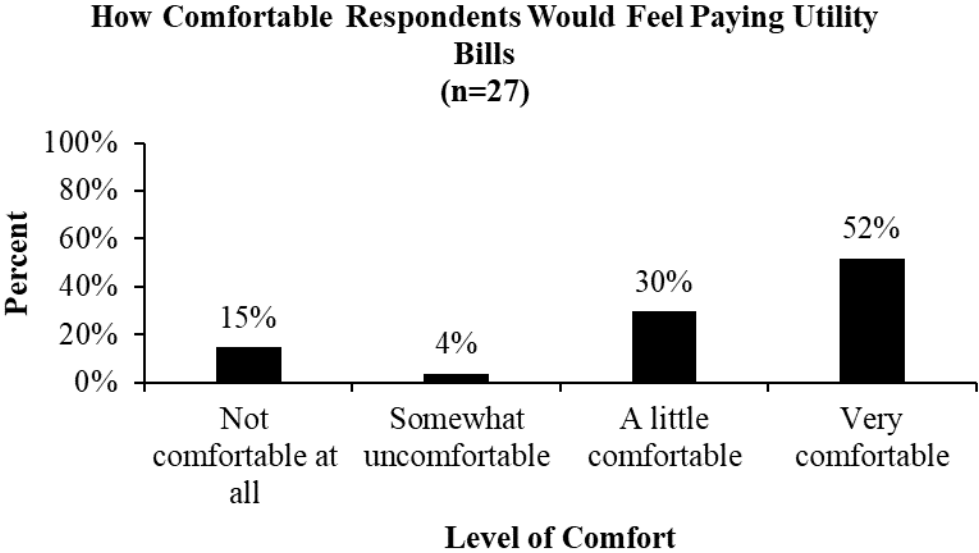
12. 63% of respondents reported they would feel “Very Comfortable” paying rent. (n=27)



Source: Data collected for the Housing and Homeless Coalition of Central New York by Fantasia Sherman, Community Link Project, Syracuse University, April 2020.

Comment: Two respondents did not answer the question.

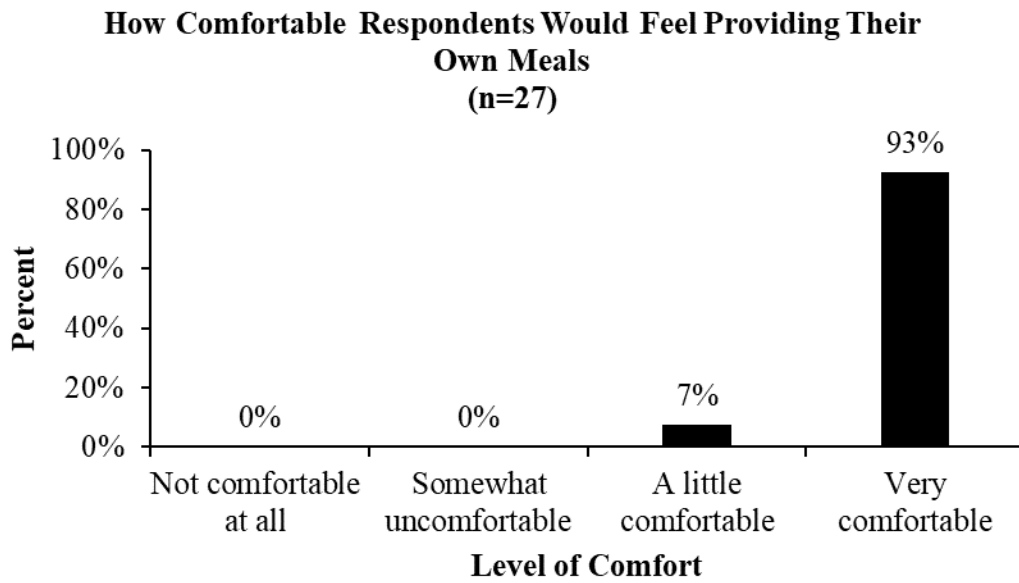
13. 52% of respondents reported they would feel “Very Comfortable” paying utility bills. (n=27)



Source: Data collected for the Housing and Homeless Coalition of Central New York by Fantasia Sherman, Community Link Project, Syracuse University, April 2020.

Comment: Two respondents did not answer the question.

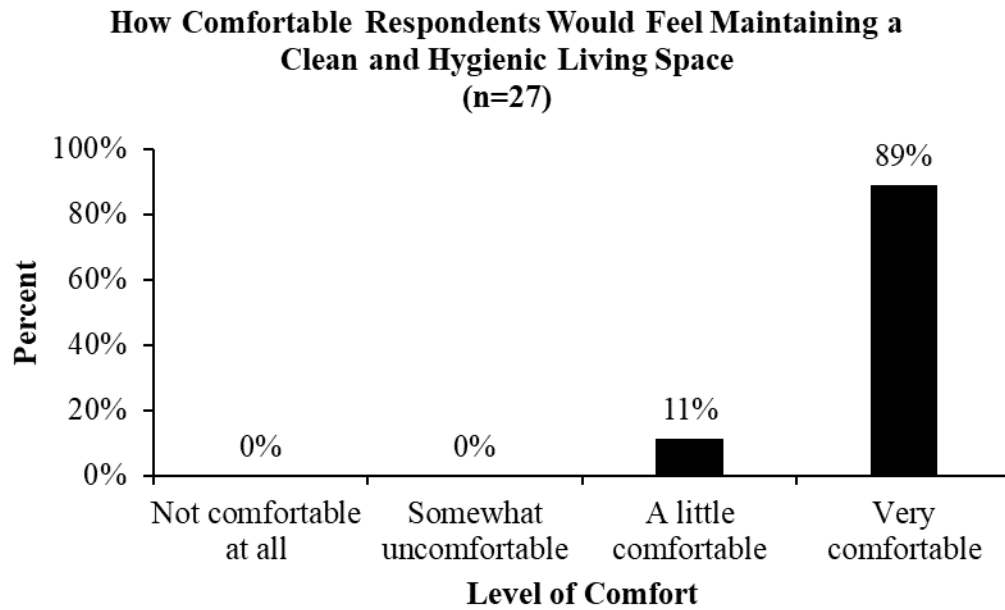
14. 93% of respondents said they are “Very Comfortable” with providing their own meals.
(n=27)



Source: Data collected for the Housing and Homeless Coalition of Central New York by Fantasia Sherman, Community Link Project, Syracuse University, April 2020.

Comment: Two respondents did not answer the question.

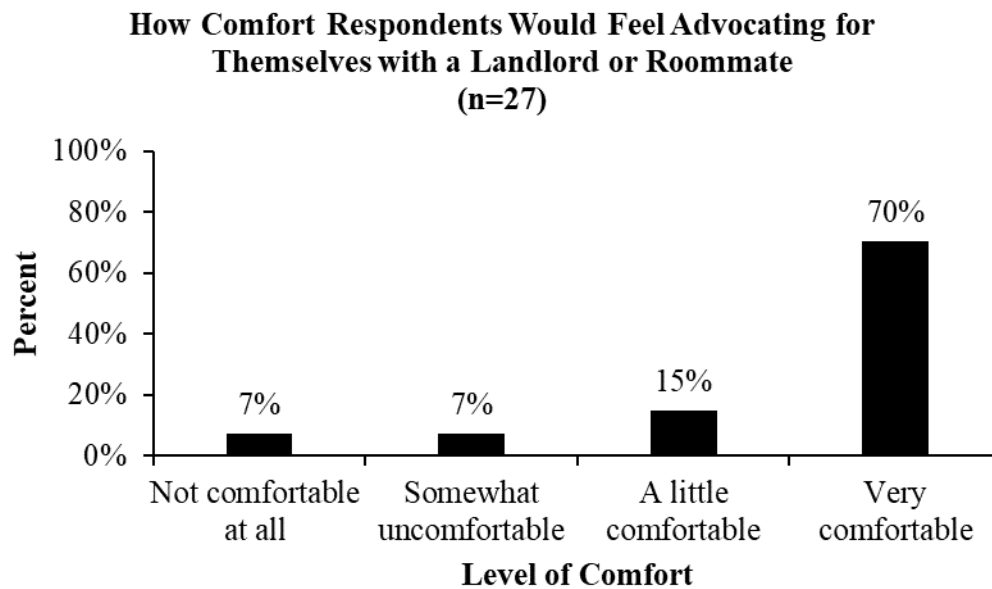
15. 89% of respondents said they are “Very Comfortable” with maintaining a clean and hygienic living space. (n=27)



Source: Data collected for the Housing and Homeless Coalition of Central New York by Fantasia Sherman, Community Link Project, Syracuse University, April 2020.

Comment: Two respondents did not answer the question.

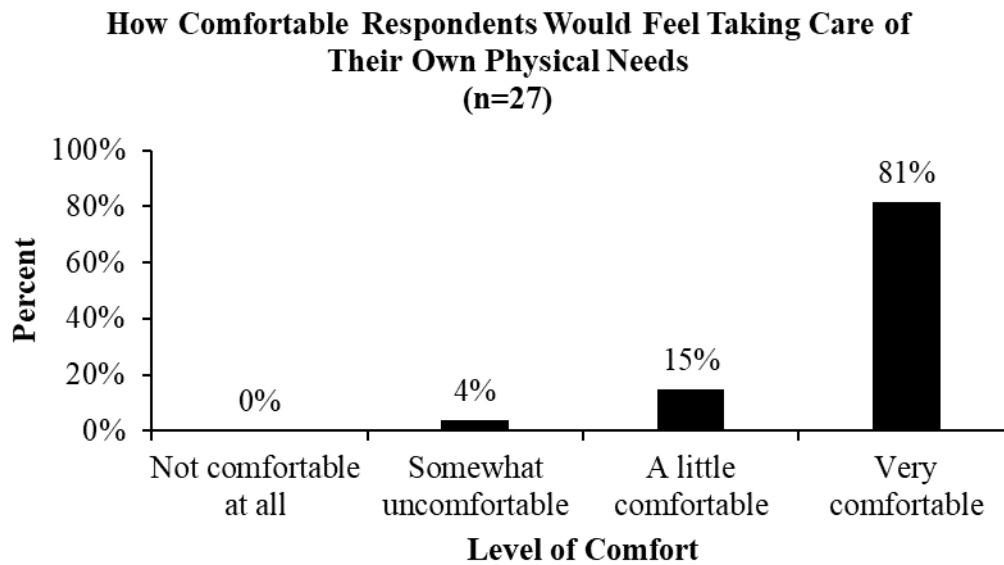
16. 70% of respondents said they feel “Very Comfortable” advocating for themselves with a landlord or roommate. (n=27)



Source: Data collected for the Housing and Homeless Coalition of Central New York by Fantasia Sherman, Community Link Project, Syracuse University, April 2020.

Comment: Two respondents did not answer the question.

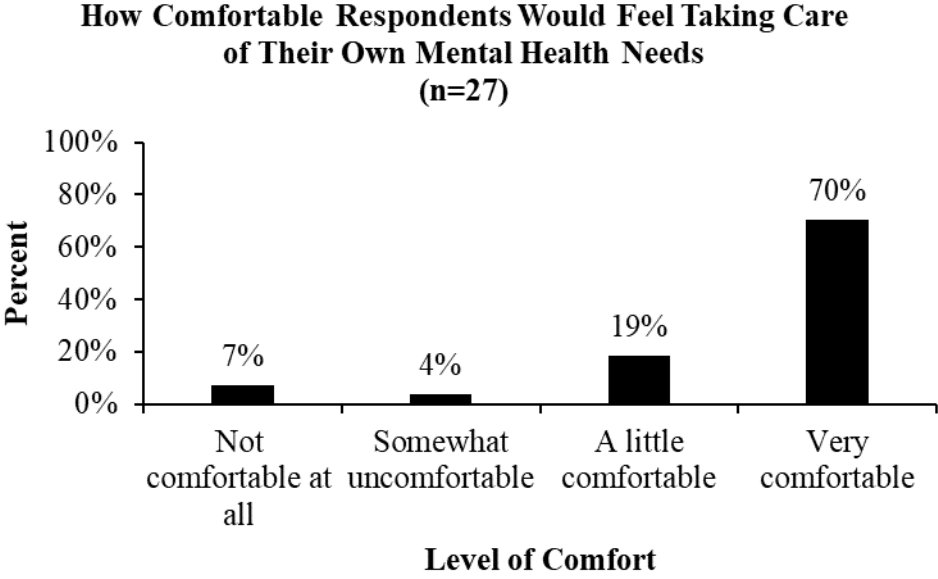
17. 81% of respondents reported they feel “Very Comfortable” taking care of their own physical needs. (n=27)



Source: Data collected for the Housing and Homeless Coalition of Central New York by Fantasia Sherman, Community Link Project, Syracuse University, April 2020.

Comment: Two respondents did not answer the question.

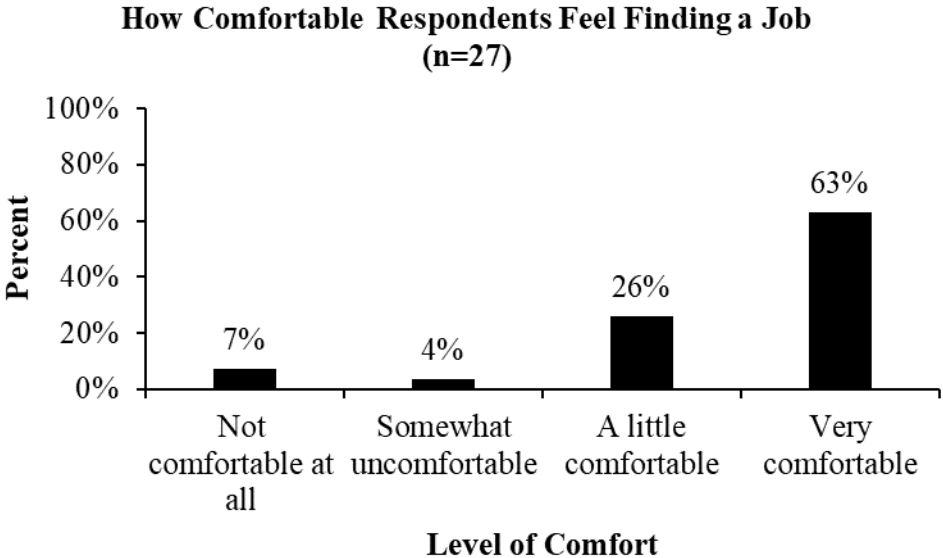
18. 70% of respondents reported they feel “Very Comfortable” with taking care of their own mental health needs. (n=27)



Source: Data collected for the Housing and Homeless Coalition of Central New York by Fantasia Sherman, Community Link Project, Syracuse University, April 2020.

Comment: Two respondents did not answer the question.

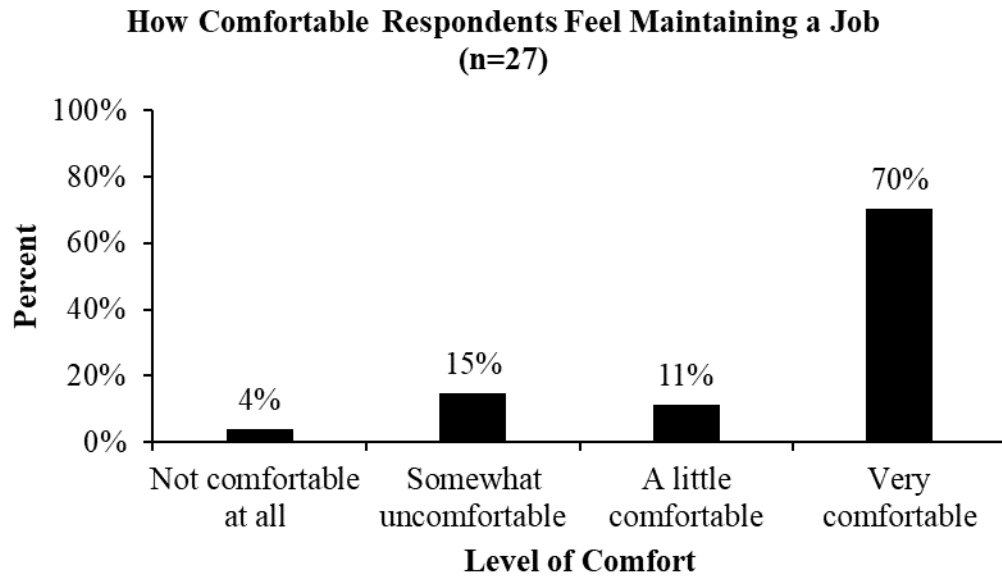
19. 63% of respondents reported they are “Very Comfortable” with finding a job. (n=27)



Source: Data collected for the Housing and Homeless Coalition of Central New York by Fantasia Sherman, Community Link Project, Syracuse University, April 2020.

Comment: Two respondents did not answer the question.

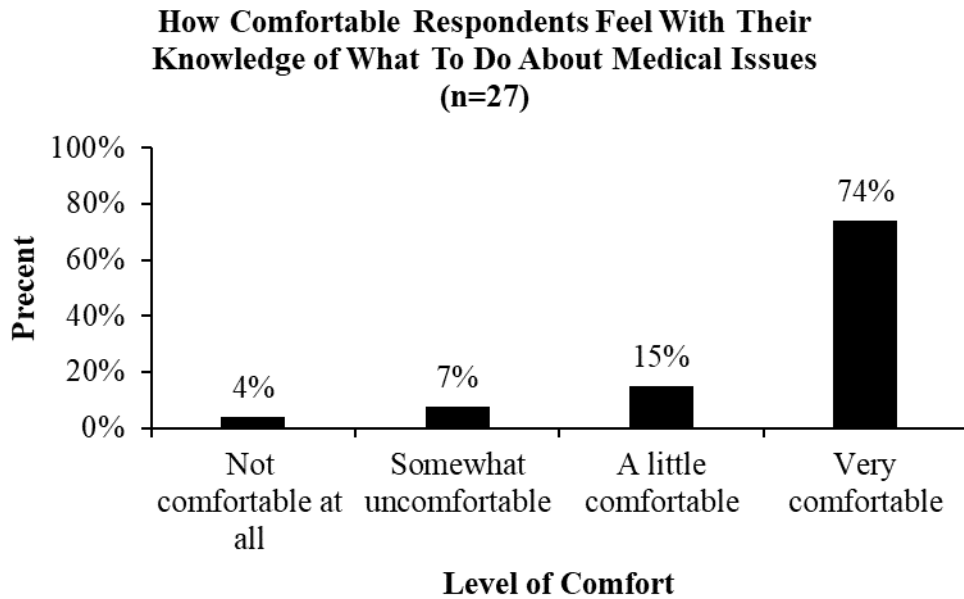
20. 70% of respondents reported they are “Very Comfortable” with maintaining a job. (n=27)



Source: Data collected for the Housing and Homeless Coalition of Central New York by Fantasia Sherman, Community Link Project, Syracuse University, April 2020.

Comment: Two respondents did not answer the question.

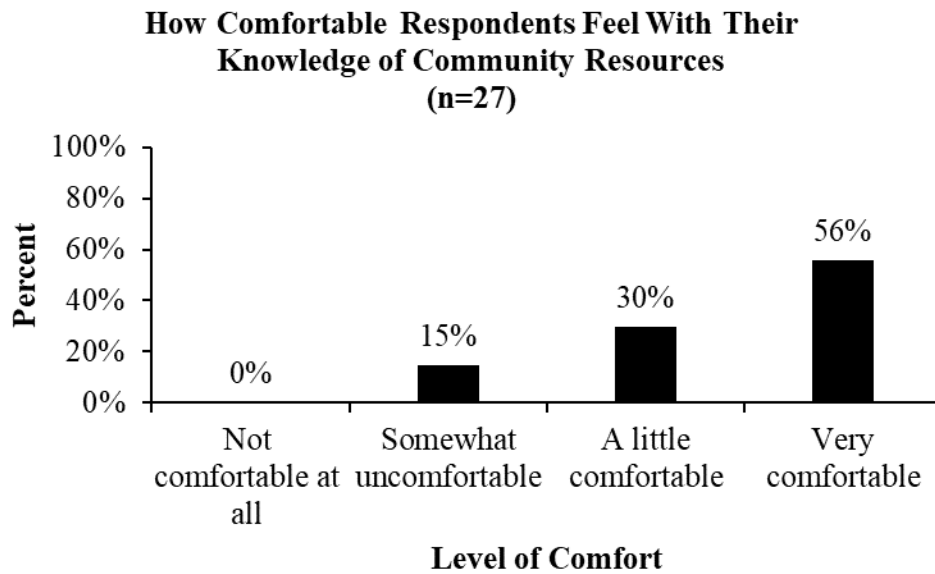
21. 74% of respondents reported they feel “Very Comfortable” with their knowledge of what to do about medical issues. (n=27)



Source: Data collected for the Housing and Homeless Coalition of Central New York by Fantasia Sherman, Community Link Project, Syracuse University, April 2020.

Comment: Two respondents did not answer the question.

22. 56% of respondents reported they feel “Very Comfortable” with their knowledge of community resources. (n=27)



Source: Data collected for the Housing and Homeless Coalition of Central New York by Fantasia Sherman, Community Link Project, Syracuse University, April 2020.

Comment: Two respondents did not answer the question.

APPENDICES

Table of Contents

Appendix I..... Blank Survey

Appendix II..... Data Frequencies

Appendix III.....Codebook

Appendix IV..... Spreadsheet

Appendix I
Blank Survey

1. Program/Referral Site

The Salvation Army Youth Services
ACR Health Q Center
School District Liaison
Rescue Mission
Catholic Charities
The Salvation Army Emergency Shelter Programs
Other

2. Gender Identity

Male
Female
Transgender, Male to Female
Transgender, Female to Male
Don't identify as any gender
Prefer not to answer

3. Sexual Orientation

Heterosexual (Straight)
Lesbian/Gay
Bisexual
Other orientation
Prefer not to answer

4. What county do you live in?

Onondaga
Cayuga
Oswego
Prefer not to answer

5. Race

White
Black/African American

Asian or Asian American
American Indian or Alaska Native
Native Hawaiian or other Pacific Islander
Other
Prefer not to answer

6. Ethnicity

Hispanic
Non-Hispanic
Prefer not to answer

7. What's your current living situation?

Staying with family
Staying with friends
Staying in a shelter or transitional program
Staying in an apartment or room you rent
Living outside
Prefer not to answer

8. How long have you lived there?

Less than one week
More than a week, but less than a month
1 to 3 months
3 to 12 months
More than 12 months
Prefer not to answer

9. Have you ever leased an apartment or rented a room on your own?

Yes
No
Prefer not to answer

10. Do you think you could afford to rent an apartment or room that would be safe and adequate for your needs?

Yes
No

Prefer not to answer

11. How much could you afford in rent? _____

12. How comfortable would you feel paying rent?

Not comfortable at all

Somewhat uncomfortable

A little comfortable

Very comfortable

13. How comfortable would you feel paying utility bills?

Not comfortable at all

Somewhat uncomfortable

A little comfortable

Very comfortable

14. How comfortable would you feel preparing meals for yourself?

Not comfortable at all

Somewhat uncomfortable

A little comfortable

Very comfortable

15. How comfortable would you feel maintaining a clean and hygienic living space?

Not comfortable at all

Somewhat uncomfortable

A little comfortable

Very comfortable

16. How comfortable would you feel advocating for yourself with a landlord or roommates?

Not comfortable at all

Somewhat uncomfortable

A little comfortable

Very comfortable

17. How comfortable would you feel taking care of your own physical health needs?

Not comfortable at all

Somewhat uncomfortable

A little comfortable

Very comfortable

18. How comfortable would you feel taking care of your own mental health needs?

Not comfortable at all

Somewhat uncomfortable

A little comfortable

Very comfortable

19. How comfortable would you feel finding a job?

Not comfortable at all

Somewhat uncomfortable

A little comfortable

Very comfortable

20. How comfortable would you feel maintaining a job?

Not comfortable at all

Somewhat uncomfortable

A little comfortable

Very comfortable

**21. How comfortable do you feel with your knowledge of what to do about medical issues? **

Not comfortable at all

Somewhat uncomfortable

A little comfortable

Very comfortable

22. How comfortable do you feel with your knowledge of community resources?

Not comfortable at all

Somewhat uncomfortable

A little comfortable

Very comfortable

Appendix II
Data Frequencies

1. Program/Referral Site (n=29)

The Salvation Army Youth Services (31%)

ACR Health Q Center (28%)

Catholic Charities (17%)

Rescue Mission (10%)

Other (10%)

The Salvation Army Emergency Shelter (3%)

School District Liaison (0%)

2. Gender Identity (n=28)

Male (39%)

Female (54%)

Transgender, Male to Female (7%)

Transgender, Female to Male (0%)

Don't identify as any gender (0%)

3. Sexual Orientation

Heterosexual/Straight (66%)

Lesbian/Gay (17%)

Bisexual (14%)

Other Orientation (3%)

4. What county do you live in? (n=29)

Onondaga (90%)

Cayuga (10%)

Oswego (0%)

5. Racial Identity (n=26)

White (31%)

Black or African American (58%)

Asian or Asian American (0%)

American Indian or Alaska Native (4%)
Native Hawaiian or Pacific Islander (0%)
Other (8%)

6. Ethnicity (n=26)

Hispanic (4%)
Non-Hispanic (96%)

7. What's your current living situation? (n=29)

Staying with family (0%)
Staying in a shelter or transitional program (62%)
Staying in an apartment or rented room (38%)
Living outside (0%)

8. How long have you lived there? (n=29)

Less than one week (3%)
More than a week, but less than a month (10%)
1 to 3 months (34%)
3 to 12 months (31%)
More than 12 months (21%)

9. Have you ever leased an apartment or rented a room on your own? (n=29)

Yes (45%)
No (55%)

10. Do you think you could afford to rent an apartment or room that would be safe and adequate for your needs? (n=29)

Yes (60%)
No (40%)

11. How much could you afford in rent? (n=22)

Less than 200 dollars (36%)
Between 200 and 300 dollars (9%)
Between 300 and 400 dollars (9%)
Between 400 and 500 dollars (18%)

Over 500 dollars (27%)

12. How comfortable would you feel paying rent? (n=27)

Not comfortable at all (11%)

Somewhat uncomfortable (11%)

A little comfortable (15%)

Very comfortable (63%)

13. How comfortable would you feel paying utility bills? (n=27)

Not comfortable at all (15%)

Somewhat uncomfortable (4%)

A little comfortable (30%)

Very comfortable (52%)

14. How comfortable would you feel preparing meals for yourself? (n=27)

Not comfortable at all (0%)

Somewhat uncomfortable (0%)

A little comfortable (7%)

Very comfortable (93%)

15. How comfortable would you feel maintaining a clean and hygienic living space? (n=27)

Not comfortable at all (0%)

Somewhat uncomfortable (0%)

A little comfortable (11%)

Very comfortable (89%)

**16. How comfortable would you feel advocating for yourself with a landlord or roommates?
(n=27)**

Not comfortable at all (7%)

Somewhat uncomfortable (7%)

A little comfortable (15%)

Very comfortable (70%)

17. How comfortable would you feel taking care of you own physical health needs? (n=27)

Not comfortable at all (0%)

Somewhat uncomfortable (4%)

A little comfortable (15%)

Very comfortable (81%)

18. How comfortable would you feel taking care of your own mental health needs? (n=27)

Not comfortable at all (7%)

Somewhat uncomfortable (4%)

A little comfortable (19%)

Very comfortable (70%)

19. How comfortable would you feel finding a job? (n=27)

Not comfortable at all (7%)

Somewhat uncomfortable (4%)

A little comfortable (26%)

Very comfortable (63%)

20. How comfortable would you feel maintaining a job? (n=27)

Not comfortable at all (4%)

Somewhat uncomfortable (15%)

A little comfortable (11%)

Very comfortable (70%)

**21. How comfortable do you feel with your knowledge of what to do about medical issues?
(n=27)**

Not comfortable at all (4%)

Somewhat uncomfortable (7%)

A little comfortable (15%)

Very comfortable (74%)

22. How comfortable do you feel with your knowledge of community resources? (n=27)

Not comfortable at all (0%)

Somewhat uncomfortable (15%)

A little comfortable (30%)

Very comfortable (56%)

Appendix III
Codebook

ROW	FIELD NAME	DEFINITION	CODE
1	PROG	Program/Referral Site	1="The Salvation Army Youth Services" 2="ACR Health Q Center" 3="School District Liaison" 4="Rescue Mission" 5="Catholic Charities" 6="The Salvation Army Emergency Shelter Programs" 7="Other"
2	GENDER	Gender identity	1="Male" 2="Female" 3="Transgender(Male to Female)" 4="Transgender(Female to Male)" 5="Don't identify as any gender" 99="No answer"
3	SEXO	Sexual orientation	1="Heterosexual(Straight)" 2="Lesbian/Gay" 3="Bisexual" 4="Other orientation" 99="No answer"
4	COUNTY	County of residence	1="Onondaga" 2="Oswego" 3="Cayuga" 99="No answer"

5	RACE	Racial identity	1="White" 2="Black or African American" 3="Asian or Asian American" 4="American Indian or Alaska Native" 5="Native Hawaiian or other Pacific Islander" 6="Other" 99="No answer"
6	ETHN	Ethnicity	1="Hispanic" 2="Non-Hispanic" 99="No answer"
7	LIVSIT	What's your current living situation?	1="Staying with family" 2="Staying with friends" 3="Staying in a shelter or transitional program" 4="Staying in an apartment or room that you rent" 5="Living outside (street/car/park/campground/abandoned building)" 99="No answer"
8	LIVSITTIME	How long have you lived there?	1="Less than one week" 2="More than a week, but less than a month" 3="1 to 3 months" 4="3 to 12 months" 5="More than 12 months" 99="No answer"
9	RENT	Have you ever leased an apartment or rented a room on your own?	1="Yes" 2="No" 99="No answer"

10	AFFORD	Do you think you could afford to rent an apartment or room that would be safe and adequate for your needs?	1="Yes" 2="No" 99="No answer"
11	AFFORDNUM	How much could you afford in rent? (30% of your gross income)	1="Less than dollars" 2="Between 200 and 300 dollars" 3="Between 300 and 400 dollars" 4="Between 400 and 500 dollars" 5="Over 500 dollars" 99="No answer"
12	PAYRENT	How comfortable would you feel managing the following activities? - Paying rent	1="Not comfortable at all" 2="Somewhat uncomfortable" 3="A little comfortable" 4="Very comfortable" 99="No answer"
13	PAYBILLS	How comfortable would you feel managing the following activities? - Paying utility bills	1="Not comfortable at all" 2="Somewhat uncomfortable" 3="A little comfortable" 4="Very comfortable" 99="No answer"
14	MEALS	How comfortable would you feel managing the following activities? - Preparing meals for myself	1="Not comfortable at all" 2="Somewhat uncomfortable" 3="A little comfortable" 4="Very comfortable" 99="No answer"
15	CLEAN	How comfortable would you feel managing the following activities? - Maintaining a clean and hygienic living space	1="Not comfortable at all" 2="Somewhat uncomfortable" 3="A little comfortable" 4="Very comfortable" 99="No answer"
16	ADVOC	How comfortable would you feel managing the following activities? - Advocating for myself with a landlord or roommates	1="Not comfortable at all" 2="Somewhat uncomfortable" 3="A little comfortable" 4="Very comfortable" 99="No answer"

17	PHYS	How comfortable would you feel managing the following activities? - Taking care of my physical health needs on my own	1="Not comfortable at all" 2="Somewhat uncomfortable" 3="A little comfortable" 4="Very comfortable" 99="No answer"
18	MENTAL	How comfortable would you feel managing the following activities? - Taking care of my mental health needs on my own	1="Not comfortable at all" 2="Somewhat uncomfortable" 3="A little comfortable" 4="Very comfortable" 99="No answer"
19	FINDJOB	How comfortable would you feel managing the following activities? - Finding a job	1="Not comfortable at all" 2="Somewhat uncomfortable" 3="A little comfortable" 4="Very comfortable" 99="No answer"
20	KEEPJOB	How comfortable would you feel managing the following activities? - Keeping a job	1="Not comfortable at all" 2="Somewhat uncomfortable" 3="A little comfortable" 4="Very comfortable" 99="No answer"
21	MEDKNOW	How comfortable would you feel managing the following activities? - Knowing what to do about medical issues	1="Not comfortable at all" 2="Somewhat uncomfortable" 3="A little comfortable" 4="Very comfortable" 99="No answer"
22	COMMKNOW	How comfortable would you feel managing the following activities? - Knowing how to find community resources	1="Not comfortable at all" 2="Somewhat uncomfortable" 3="A little comfortable" 4="Very comfortable" 99="No answer"

Appendix IV Spreadsheet

Respondent ID	PROG	GENDER	SEXO	COUNTY	RACE	ETHN	LIVSIT	LIVSITTIME	RENT	AFFORD	AFFORDNUM	PAYRENT	PAYBILL	MEALS	CLEAN	ADVOC	PHYS	MENTAL	FINDJOB	KEEPJOB	MEDKNOW	COMMKNOW
1	4	2	1	1	1	4	99	3	2	2	1	5	99	99	99	99	99	99	99	99	99	99
2	1	2	1	1	1	2	2	4	2	1	1	4	4	4	4	4	4	4	4	4	4	4
3	1	2	1	1	1	1	2	4	2	1	99	99	99	99	99	99	99	99	99	99	99	99
4	6	2	1	1	1	2	2	3	5	2	1	5	4	4	4	3	4	4	4	4	4	4
5	1	2	1	1	1	2	3	4	1	1	4	5	4	4	4	4	4	4	4	4	4	4
6	1	2	1	1	1	6	99	3	4	2	1	3	2	4	4	4	4	4	4	4	4	4
7	1	2	1	1	1	6	1	4	2	1	5	4	4	4	4	4	3	2	4	4	3	3
8	1	2	1	1	1	2	2	3	2	2	2	99	4	4	4	4	4	4	3	4	4	2
9	1	2	3	1	1	2	2	3	4	1	1	5	4	4	4	4	4	4	4	4	4	4
10	1	2	1	1	1	2	2	3	3	2	1	5	4	4	4	4	4	4	4	4	4	4
11	1	2	1	1	1	2	2	4	3	1	1	3	3	3	3	3	3	3	3	3	3	3
12	5	1	1	1	1	1	2	3	1	1	2	2	4	4	4	4	4	4	3	2	4	3
13	5	1	1	1	1	1	2	3	2	2	2	99	4	4	4	4	4	4	4	4	4	4
14	5	1	1	1	1	2	2	3	2	1	1	4	3	4	4	4	4	4	3	4	4	3
15	5	1	1	1	1	2	2	3	3	1	1	3	4	4	4	4	4	4	4	4	4	4
16	5	1	1	1	1	2	2	3	3	2	2	1	4	4	4	4	4	4	3	3	3	3
17	2	99	3	1	2	99	2	4	4	1	2	4	2	1	4	4	4	4	2	3	1	3
18	2	1	2	1	1	1	2	4	2	2	99	4	4	4	4	4	4	4	4	4	4	4
19	4	1	2	1	1	2	2	3	4	2	2	1	1	1	4	4	4	4	1	4	2	4
20	2	3	4	1	2	2	2	3	5	2	99	4	2	4	4	4	4	4	3	4	4	4
21	2	2	2	1	1	99	2	4	3	2	1	4	4	3	4	3	4	4	4	4	4	4
22	2	3	3	1	1	1	2	3	4	1	99	1	4	4	4	4	4	4	4	4	4	4
23	2	1	2	1	1	1	2	4	2	2	99	2	3	3	4	2	2	1	1	1	2	2
24	2	2	3	1	1	1	2	3	5	2	1	3	3	4	4	3	3	3	4	4	4	3
25	2	1	1	1	1	1	2	3	5	2	2	1	3	4	4	4	4	3	3	2	4	4
26	4	1	1	1	1	99	99	3	2	1	2	1	4	3	4	3	4	3	4	2	3	2
27	7	1	1	1	3	2	2	4	5	1	2	99	1	1	4	4	4	4	1	4	2	4
28	7	2	1	3	2	2	2	4	3	1	1	99	4	4	4	4	4	4	4	4	4	4
29	7	2	2	3	2	2	2	4	3	1	2	1	1	1	4	3	2	4	4	4	4	3